



# Method #2


1. Divide hair in half down the middle of the head. Work one side at a time. Pick up two small sections of hair closest to the face, and twist them together once, swapping the positions of the sections.



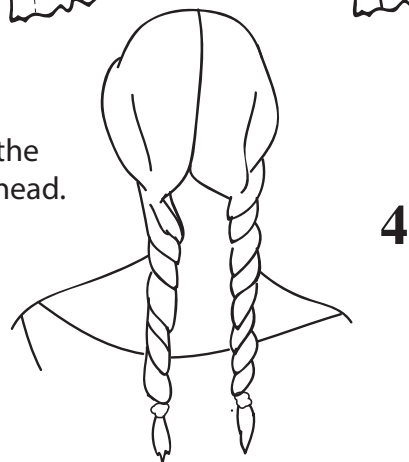
2. Add a portion of hair to the section closest to the face and twist again.



3. Add another portion of hair to the section now closest to the face. Continue like this until there is no more hair to add, then finish the rest of the hair in a rope braid.



4. Repeat this on the other side of the head.



5. You will now follow the steps as in method #1, crisscrossing and sewing into place with the ribbon.

